












GC 用連接配件 (FITTINGS)








---1---

SWAGELOK® FITTINGS

In addition to brass and stainless steel, fittings are also available in Teflon®.


Item	SIZE	BRASS	STAINLESS STEEL	
		CAT. NO	CAT. NO	
	NUTS	1/16"	SS-102-1	
		1/8"	SS-202-1	
		3/16"	SS-302-1	
		1/4"	SS-402-1	
	FRONT & BACK FERRULE SETS	1/16"	SS-100-SET	
		1/8"	SS-200-SET	
		3/16"	SS-300-SET	
		1/4"	SS-400-SET	
	MAL CONNECTOR	1/16" to 1/16" MPT	SS-100-1-1	
		1/16" to 1/8" MPT	SS-100-1-2	
		1/16" to 1/4" MPT	SS-100-1-4	
		1/8" to 1/16" MPT	SS-200-1-1	
		1/8" to 1/8" MPT	SS-200-1-2	
		1/8" to 1/4" MPT	SS-200-1-4	
		1/4" to 1/8" MPT	SS-400-1-2	
		1/4" to 1/4" MPT	SS-400-1-4	
	FEMALE CONNECTOR	1/16" to 1/16" FPT	SS-100-7-1	
		1/16" to 1/8" FPT	SS-100-7-2	
		1/16" to 1/4" FPT	SS-100-7-4	
		1/8" to 1/16" FPT	SS-200-7-1	
		1/8" to 1/4" FPT	SS-200-7-4	
		1/8" to 1/8" FPT	SS-200-7-2	
		1/4" to 1/8" FPT	SS-400-7-2	
		1/4" to 1/4" FPT	SS-400-7-4	
	REDUCERS	1/16" to 1/8" tube	SS-100-R-2	
		1/16" to 1/4" tube	SS-100-R-4	
		1/8" to 3/16" tube	SS-200-R-3	
		1/8" to 1/4" tube	SS-200-R-4	
		3/16" to 1/4" tube	SS-300-R-4	
		1/4" to 3/16" tube	SS-400-R-3	
		1/4" to 1/8" tube	SS-400-R-2	
	TEES	1/16" x 1/16" x 1/16"	SS-100-3	
		1/8" x 1/8" x 1/8"	SS-200-3	
		3/16" x 3/16" x 3/16"	SS-300-3	
		1/4" x 1/4" x 1/4"	SS-400-3	
	UNIONS	1/16" x 1/16"	SS-100-6	
		1/8" x 1/8"	SS-200-6	
		3/16" x 3/16"	SS-300-6	
		1/4" x 1/4"	SS-400-6	
	CAPILLARY UNION	1/16" x 1/16" LDV	B-1FO-6GC	SS-1FO-6GC
	REDUCING UNIONS	1/8" to 1/16"	B-200-6-1	SS-200-6-1
		3/16" to 1/8"	B-300-6-2	SS-300-6-2
		1/4" to 1/16"	B-400-6-1	SS-400-6-1
		1/4" to 1/8"	B-400-6-2	SS-400-6-2
	CAPS	1/16"	B-100-C	SS-100-C
		1/8"	B-200-C	SS-200-C
		3/16"	B-300-C	SS-300-C
		1/4"	B-400-C	SS-400-C
	PLUGS	1/16"	B-100-P	SS-100-P
		1/8"	B-200-P	SS-200-P
		3/16"	B-300-P	SS-300-P
		1/4"	B-400-P	SS-400-P

PARKER CPI FITTINGS

Item	SIZE	BRASS	STAINLESS STEEL	
		CAT. NO	CAT. NO	
	NUTS	1/16"	1-BZ-B	1-BZ-SS
		1/8"	2-BZ-B	2-BZ-SS
		1/4"	4-BZ-B	4-BZ-SS
	FERRULES ONE PIECE	1/16"	1-TZ-B	1-TZ-SS
		1/8"	2-TZ-B	2-TZ-SS
		1/4"	4-TZ-B	4-TZ-SS
	REDUCERS	1/16" to 1/8" tube	2-1-TRBZ-B	2-1-TRBZ-SS
		1/16" to 1/4" tube	4-1-TRBZ-B	N/A
		1/8" to 1/4" tube	4-2-TRBZ-B	4-2-TRBZ-SS
		1/4" to 1/8" tube	2-4-TRBZ-B	2-4-TRBZ-SS
	REDUCING UNIONS	1/8" to 1/16"	2-1-HBZ-B	2-1-HBZ-SS
		1/4" to 1/16"	4-1-HBZ-B	4-1-HBZ-SS
		1/4" to 1/8"	4-2-HBZ-B	4-2-HBZ-SS
	UNIONS	1/16" to 1/16"	1-1-HBZ-B	1-1-HBZ-SS
		1/8" to 1/8"	2-2-HBZ-B	2-2-HBZ-SS
		1/4" to 1/4"	4-4-HBZ-B	4-4-HBZ-SS
	CAPILLARY UNION	1/16" x 1/16" LDV	N/A	1-1-Z7HBZ7-SS
	TEES	1/16" x 1/16" x 1/16"	1-1-1-JBZ-B	1-1-1-JBZ-SS
		1/8" x 1/8" x 1/8"	2-2-2-JBZ-B	2-2-2-JBZ-SS
		1/4" x 1/4" x 1/4"	4-4-4-JBZ-B	4-4-4-JBZ-SS

FINE METERING VALVES WITH VERNIER KNOB

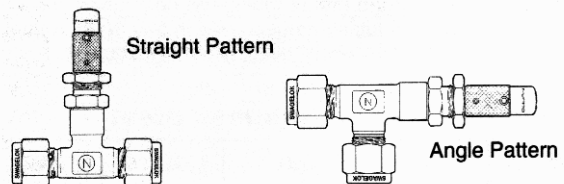
These valves incorporate many of the same features as the fine metering valves but come with a micrometer vernier knob to allow visual control and precise establishment of flow settings. All use a TFE seat seal and packing.



Brass valves are rated at 3000psig; stainless steel at 5000psig. Temperatures up to 230°C can be used but at lower pressures.

CAT. NO	DESCRIPTION	PATTERN	SIZE
977550	Brass	Straight	1/8"
977551	Brass	Straight	1/4"
977552	Stainless Steel	Straight	1/8"
977553	Stainless Steel	Straight	1/4"
977554	Brass	Angle	1/8"
977555	Brass	Angle	1/4"
977556	Stainless Steel	Angle	1/8"
977557	Stainless Steel	Angle	1/4"

NUPRO® FINE METERING VALVES



NUPRO® Fine Metering Valves give extremely fine flow control in the 0 to 400cc/min flow range with up to 100 psi line pressure.

OPERATION-The NUPRO® Fine Metering Valve operates by turning the knurled handle. Eight to ten full turns opens the valve to maximum flow. No backlash or initial flow surge occurs in adjusting this valve for fine flow control. Can be panel mounted. For 1/8" or 1/4" tubes.

CAT. NO	DESCRIPTION	PATTERN	SIZE
993000	Brass	Straight	1/8"
993001	Brass	Straight	1/4"
993002	Stainless Steel	Straight	1/8"
993003	Stainless Steel	Straight	1/4"
993004	Brass	Angle	1/8"
993005	Brass	Angle	1/4"
993006	Stainless Steel	Angle	1/8"
993007	Stainless Steel	Angle	1/4"